


PRASA PROJECT



CONFIDENTIAL INFORMATION

This document and the information contemplated therein have to be considered as Confidential Information pursuant to the provisions of Clause 25 of the MSA, and treated as such.

APPLICATION REFERENCE

MOUNTING	DESCRIPTION	STATION	CAR TYPE						WORK INSTRUCTION	SAFETY ? 
			TC1	M4	M1	M2	M3	TC2		
<input checked="" type="checkbox"/>	DTR3-PROCE-18	EXTERNAL WATERTIGHTNESS	TS1010	X	X	X	X	X	PRA.TS1010.04	YES
<input type="checkbox"/>										
<input type="checkbox"/>										
<input type="checkbox"/>										
<input type="checkbox"/>										
<input type="checkbox"/>										
<input type="checkbox"/>										
<input type="checkbox"/>										

REV	DATE	MODIFICATION CONTENT	RESPONSIBLE	NAME	DATE
0	2017/06/17	ACCORDING TO IND-SAL-PRS-FRM-056_REV 01 (LAPA)	APPROVER	THABISO KOMAKO	2017/07/30
			CHECKER	TANUSS MARCONDES	2017/07/30
			COMPILER	ZANELE NOCELA	2017/07/11

TUE	CAR	OPERATOR NAME	DATE	SELF INSPECTION NUMBER	PAGES
TS228	BL CBRS	STANLEY EDWARD	18/06/2024	SI.TS1010.56	01/06

Car: _____

NCR: _____

Work station: TS1010



Safety Related

Number of Car (Customer): _____

I - Documentation and Instruments Control

I.1 - Documentation Control

Document	Type of car						Revision	Observation	OK		Signature/Date
	TC1	M1	M2	M3	M4	TC2					
PRA.TS1010.04	X	X	X	X	X	X	00	Good	X	N/A	<i>[Signature]</i>

I.2 - Instruments Control

Monitoring and Measuring Instrument Control - Used for Special Process					
Instruments	Serial number	Calibration or Verification	Validation Date	OK	Signature/Date

II - Self Inspection - Items to Check

II.1 - Items to check

Item	Picture/Drawing	Description	Acceptance criteria / Record	OK	Signature/Date
01		<p>Assembly according drawing or complementary documentation approved by GIBELA engineering</p> <p>Parameters of the record:</p> <p>1. Water pressure: Specified: Minimum 4 + 1 / -0.5 bar. Found: <u>4</u> bar</p> <p>2. Exposure time: Specified: 20 minutes Attendance: <u>20</u> minutes</p>	<p>There is no water retention in the roof or underframe. In any case, it shall be checked that there's a clear drainage path on the roof to evacuate the water after the test.</p>	X	<i>[Signature]</i> 18/06/2014
02		<p>After the test check watertightness of the box</p> <p>Is the box leakage free? NOTE: If there are leakage points detected, it must be recorded in the table and indicated with its location in figures below (Pg 02; 03). Provide the correction of points and then re-test, according To item 5.2 of the Test Procedure. Not occurring points leakage, annual fields of item 11</p>	<p>There is no water retention in the roof or underframe. In any case, it shall be checked that there's a clear drainage path on the roof to evacuate the water after the test.</p>	X	<i>[Signature]</i> 18/06/2014









SELF INSPECTION INDUSTRIAL QUALITY

Rev.
00

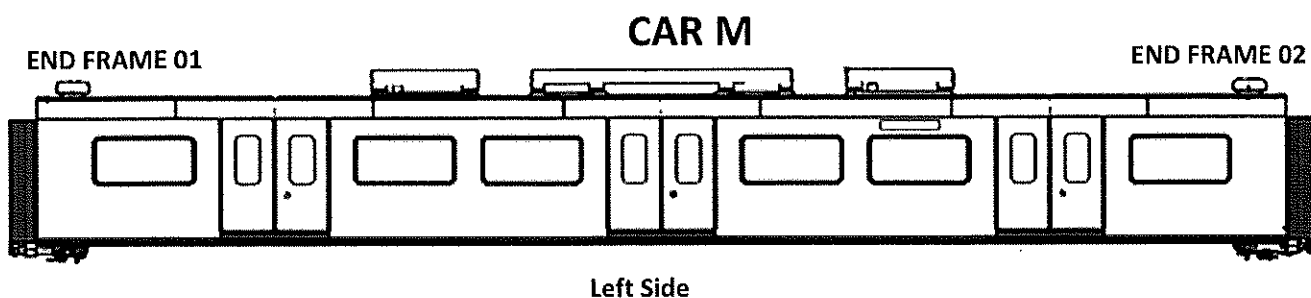
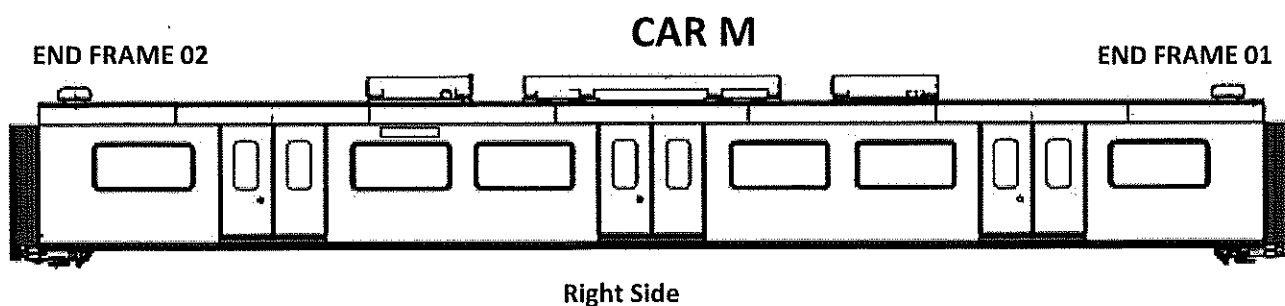
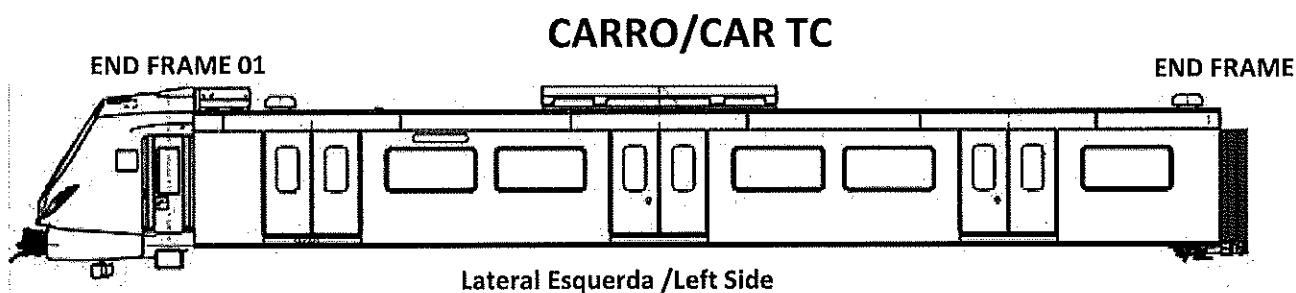
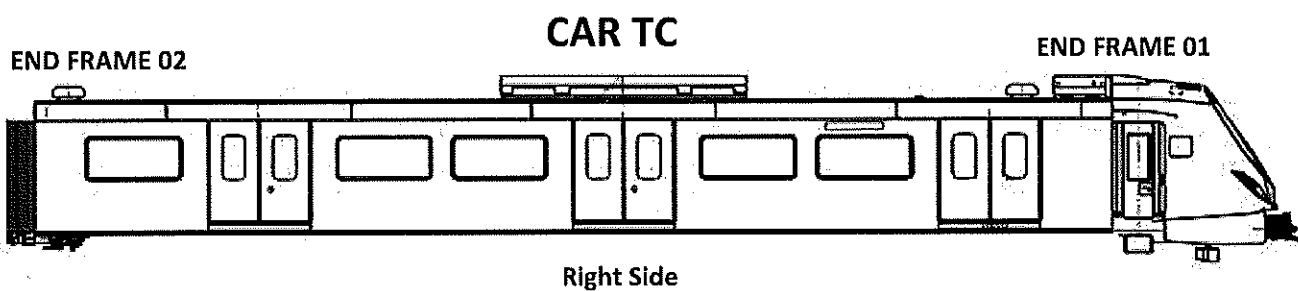
Date
30/07/2017

Projet:
PRASA

SI.TS1010.56


03	-	Windows	There must be no water leakage between the structure and the window	OK		SSI/TS1010.56 18/06/2024 
04	-	Hvac	There must be no water leakage between the structure, supports, corrugation and drains	OK		SSI/TS1010.56 18/06/2024 
05	-	Sidewall	There must be no water leakage between the structure, window and doors	OK		SSI/TS1010.56 18/06/2024 
06	-	Roof	There must be no water leakage between the air extractor, corrugation, antennas and passage of cables	OK		SSI/TS1010.56 18/06/2024 
07	-	Air extractor	There must be no water leakage between the plate and support air extractor.	OK		SSI/TS1010.56 18/06/2020 
08	-	End frames	There must be no water leakage between the end frame and gangway.	OK		SSI/TS1010.56 18/06/2024 
09	-	Cabin junction	There must be no water leakage between the cabin, sidewall and roof	OK		SSI/TS1010.56 18/06/2024 
10	-	Windscreen	There must be no water leakage between the Windscreen and the mask.	OK		SSI/TS1010.56 18/06/2024 

ITEM	Nº Leakages	Description leakages and correction of action	OK		Signature/Date
11					



TC

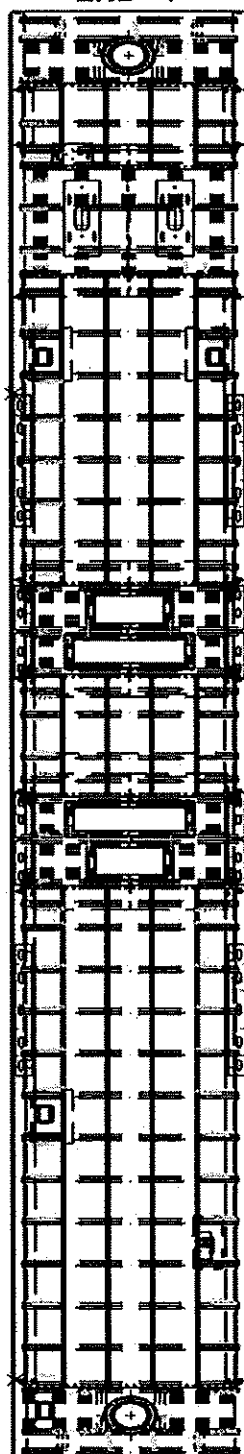
END 1



END 2

M1 & M2

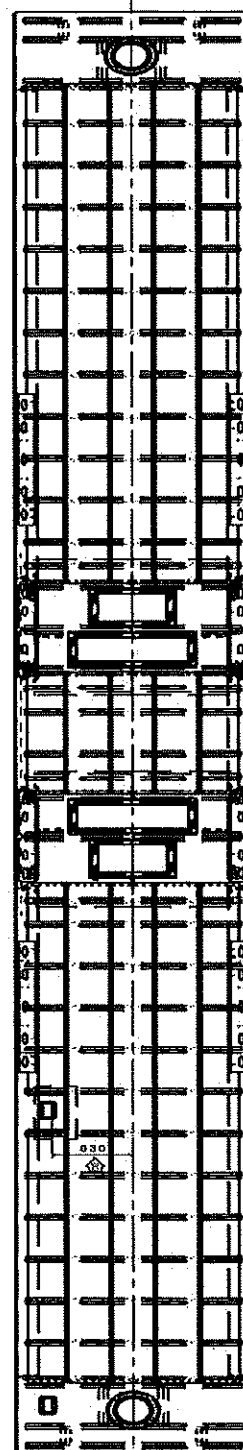
END 1



END 2

M3 & M4

END 1





END 2

II.2 - Check List REX

Check List Items (Attached)				OK		Signature/Date
Item	Picture/Drawing	Description	Criteria /Record			
01	N/A	To complete REX	There should be no pending items in the REX			

Self Inspection - Final Result

"Is the car good to advance to the next workstation/process? (Approval of Operations Manager/Team Leader and Industrial Quality)"			DATE	NAME	SIGNATURE
HOLD POINT	GO	If activities are not complete, the missing activities must not impact the next stage!	17/06/2017	Operations Manager Phato	
		Every auto inspection performed conforms to specification or in case of discrepancy the same is approved by the competent party.)	17/06/2017	Quality Technician EDWARD	
		There are activities pendings that impact/stop the activities of the next process Obs: (To describe problems below)		Operations Manager	
		There are non-conformities impact the quality of the product and there is no corrective action defined yet.		Quality Technician	

In case of "NO GO", describe problems:

In case of "NO GO", the operations manager must define below action plan to ensure "GO":

Item	Description	Action	Responsible	Due Date	Status

Operations Manager/ Team Leader

Quality Manager/ Team Leader